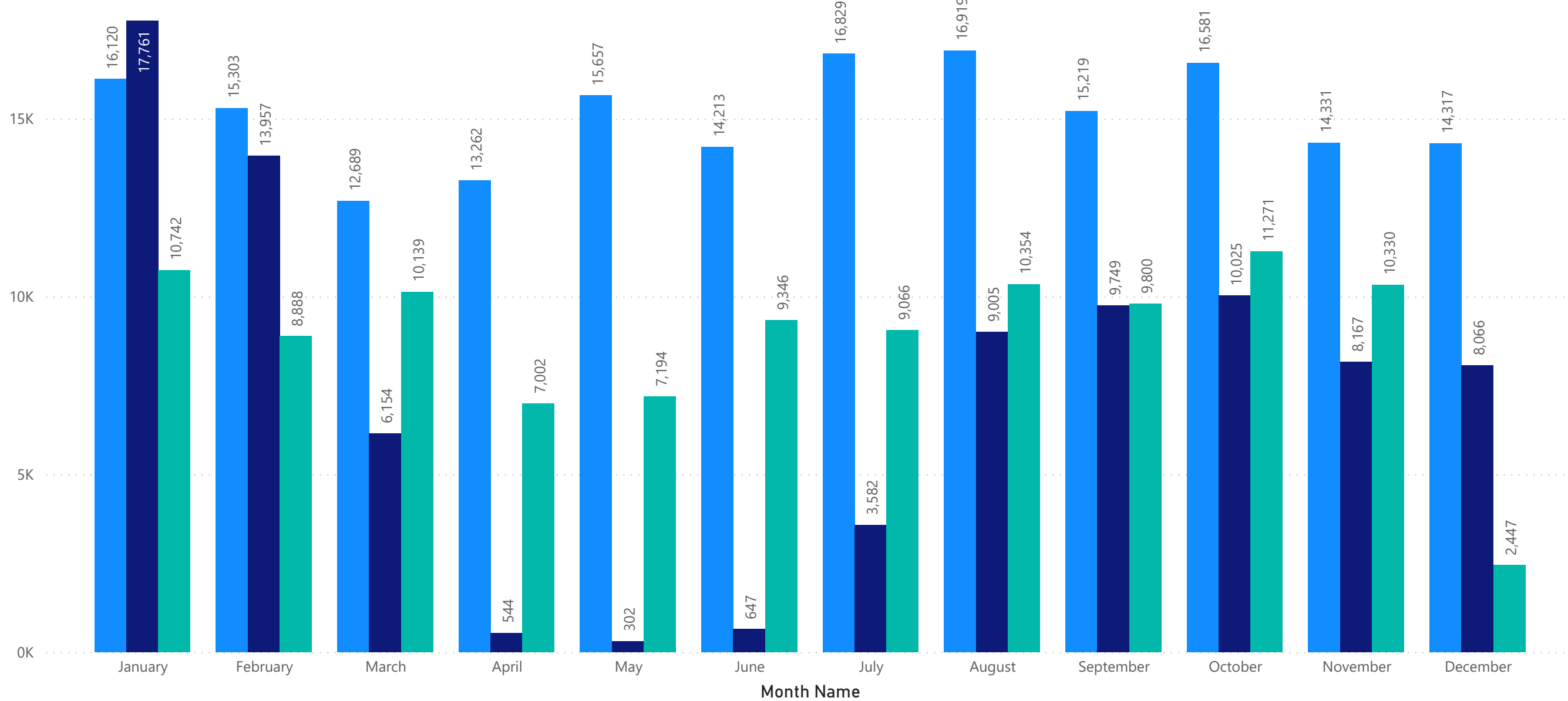


# Landlord/Tenant New Filings 2019 to 2021

Year ● 2019 ● 2020 ● 2021

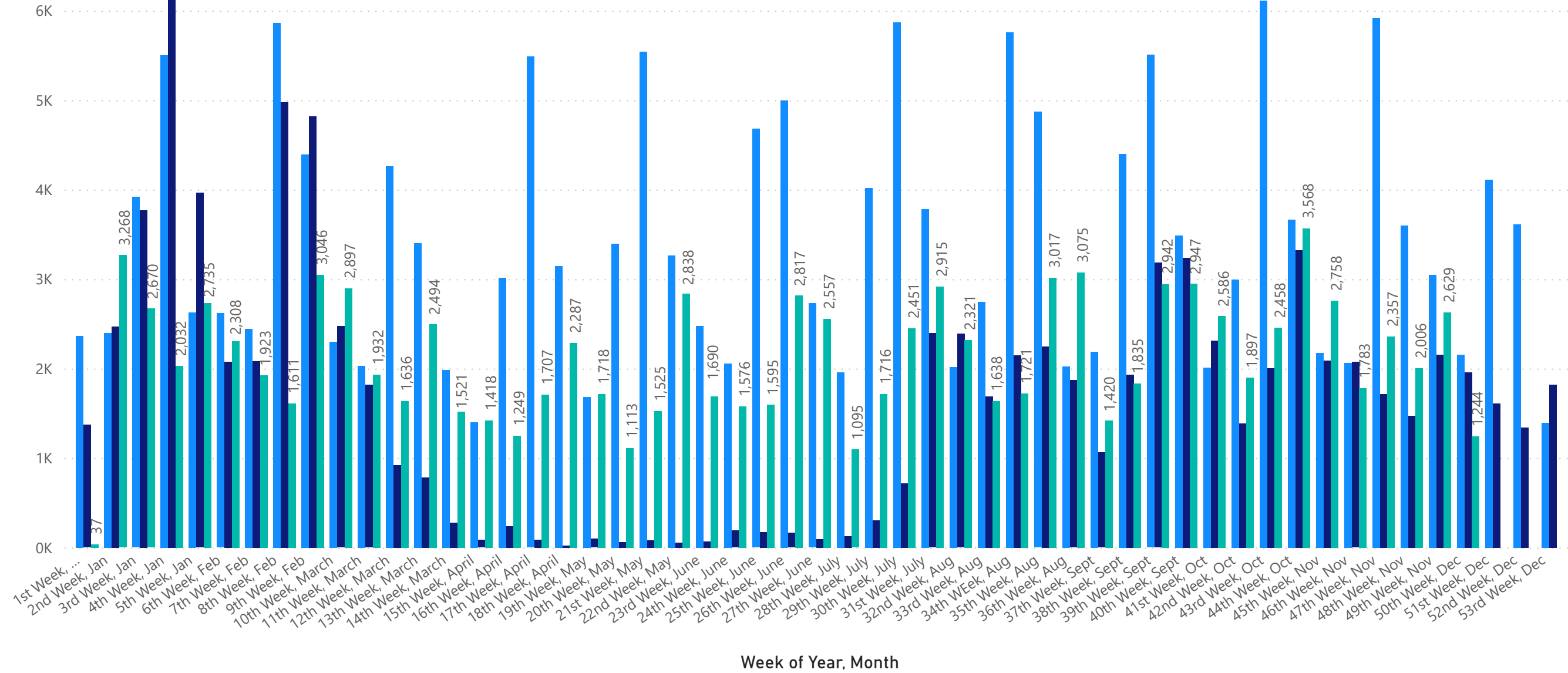


Data Source: State Court Administrative Office (SCAO) Judicial Data Warehouse (JDW)  
 Data from the week of and week prior to the refresh date may not be complete for all courts.  
 Data is preliminary and has not been vetted by individual courts.  
 Exclusions: Berrien Co., Grand Rapids, Dearborn Hts, Center Line & Warren, Northern Macomb Co., Grandville & Walker.

Last Refresh Date  
 12/13/2021

# Landlord/Tenant New Filings 2019 to 2021

Year ● 2019 ● 2020 ● 2021



Data Source: State Court Administrative Office (SCAO) Judicial Data Warehouse (JDW)  
 Data from the week of and week prior to the refresh date may not be complete for all courts.  
 Data is preliminary and has not been vetted by individual courts.  
 Exclusions: Berrien Co., Grand Rapids, Dearborn Hts, Center Line & Warren, Northern Macomb Co., Grandville & Walker.

Last Refresh Date  
 12/13/2021

LANDLORD/TENANT NEW FILINGS 2019 TO 2021

Week of Year, Month	2019	2020	2021	Week of Year, Month	2019	2020	2021
1st Week, Jan	2,363	1,371	37	29th Week, July	4,019	303	1,716
2nd Week, Jan	2,397	2,472	3,268	30th Week, July	5,872	718	2,451
3rd Week, Jan	3,917	3,772	2,670	31st Week, July	3,782	2,395	2,915
4th Week, Jan	5,500	6,183	2,032	32nd Week, Aug	2,015	2,388	2,321
5th Week, Jan	2,627	3,963	2,735	33rd Week, Aug	2,745	1,689	1,638
6th Week, Feb	2,618	2,078	2,308	34th Week, Aug	5,756	2,151	1,721
7th Week, Feb	2,442	2,082	1,923	35th Week, Aug	4,869	2,246	3,017
8th Week, Feb	5,862	4,975	1,611	36th Week, Aug	2,025	1,870	3,075
9th Week, Feb	4,392	4,822	3,046	37th Week, Sept	2,186	1,062	1,420
10th Week, March	2,302	2,474	2,897	38th Week, Sept	4,401	1,930	1,835
11th Week, March	2,030	1,817	1,932	39th Week, Sept	5,505	3,182	2,942
12th Week, March	4,261	920	1,636	40th Week, Sept	3,485	3,239	2,947
13th Week, March	3,401	781	2,494	41st Week, Oct	2,009	2,312	2,586
14th Week, March	1,987	276	1,521	42nd Week, Oct	2,993	1,387	1,897
15th Week, April	1,401	85	1,418	43rd Week, Oct	6,111	2,002	2,458
16th Week, April	3,016	239	1,249	44th Week, Oct	3,667	3,321	3,568
17th Week, April	5,486	87	1,707	45th Week, Nov	2,175	2,088	2,758
18th Week, April	3,145	24	2,287	46th Week, Nov	2,062	2,073	1,783
19th Week, May	1,685	98	1,718	47th Week, Nov	5,913	1,716	2,357
20th Week, May	3,395	64	1,113	48th Week, Nov	3,599	1,471	2,006
21st Week, May	5,542	81	1,525	49th Week, Nov	3,049	2,154	2,629
22nd Week, May	3,262	54	2,838	50th Week, Dec	2,156	1,960	1,244
23rd Week, June	2,479	68	1,690	51st Week, Dec	4,109	1,610	
24th Week, June	2,058	190	1,576	52nd Week, Dec	3,610	1,342	
25th Week, June	4,678	174	1,595	53rd Week, Dec	1,393	1,819	
26th Week, June	4,998	164	2,817				
27th Week, June	2,730	92	2,557				
28th Week, July	1,960	126	1,095				

Data Source: State Court Administrative Office (SCAO) Judicial Data Warehouse (JDW)

Data from the week of and week prior to the refresh date may not be complete for all courts.

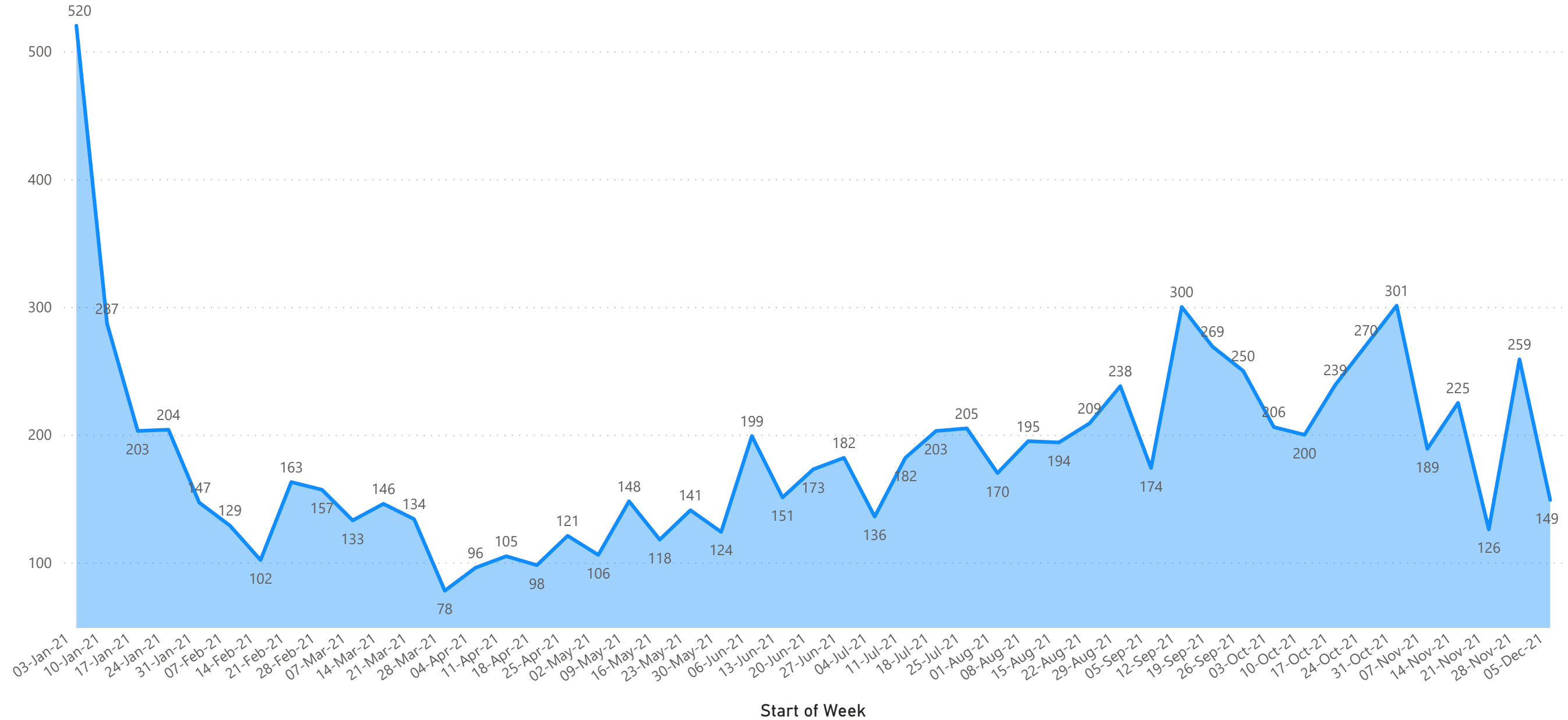
Data is preliminary and has not been vetted by individual courts.

Exclusions: Berrien Co., Grand Rapids, Dearborn Hts, Center Line & Warren, Northern Macomb Co., Grandville & Walker.

Last Refresh Date

12/13/2021

# Conditional Dismissal Dispositions Counts



Data Source: State Court Administrative Office (SCAO) Judicial Data Warehouse (JDW)  
 Data from the week of and week prior to the refresh date may not be complete for all courts.  
 Data is preliminary and has not been vetted by individual courts.  
 Exclusions: Berrien Co., Grand Rapids, Dearborn Hts, Center Line & Warren, Northern Macomb Co., Grandville & Walker.

**Last Refresh Date**  
 | 12/13/2021